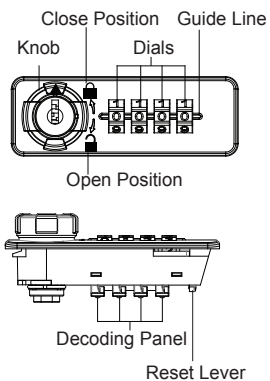


How to operate your lock?

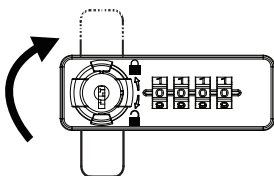
■ The factory preset combination is 0-0-0-0, even though the dials may appear in other numbers.



TO OPEN:

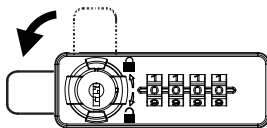
Turn the dials and align the opening combination numbers with the Guide Line.

Turn the knob to the open position.



TO LOCK:

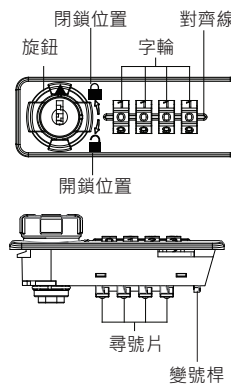
Turn the knob to the close position.



■ Due to various cabinets, you may need to turn the "Knob" 90° or 180° to operate your lock.

如何開鎖與閉鎖?

■ 不論您手上的號碼現在是幾號，出廠的原始預設密碼是0-0-0-0。

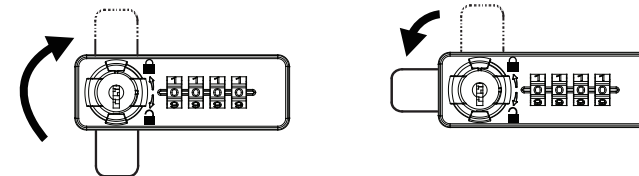


開鎖:

撥動字輪至開鎖號碼，並對準對齊線。將旋鈕轉至開鎖圖位置。

閉鎖:

將旋鈕轉至閉鎖圖位置。將旋鈕轉至閉鎖圖位置。



■ 因應不同的櫃子，您手上的產品將有可能需旋轉90度或180度做開鎖或閉鎖動作。

How to reset your combination?

■ The factory preset combination is 0-0-0-0, even though the dials may appear in other numbers.

1. Leave the dials at preset combination 0-0-0-0. (Fig. A)
2. Turn the Knob to the open position. (Fig. B)
3. Push the Reset Lever on the back of lock from "A" to "B" position. (Fig. C) Set your own desired combination.
4. Return the Reset Lever back to "A" position. (Fig. D) Your lock is now ready to open at its new combination.

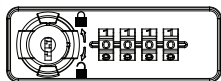


Fig. A

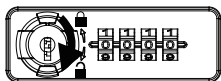


Fig. B

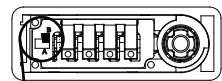


Fig. C

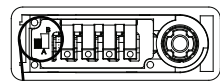
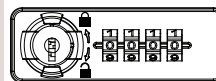


Fig. D

如何設定密碼?

■ 不論您手上的號碼現在是幾號，出廠的原始預設密碼是0-0-0-0。

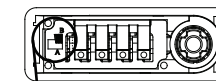
1. 撥動字輪到預設號碼 0-0-0-0。 (圖一)
2. 轉動旋鈕至開鎖位置。 (圖二)
3. 將鎖體後方的變號桿由A推到B的位置。 (圖三) 轉動字輪到您希望設定的號碼。
4. 將鎖體後方的變號桿由B推回到A的位置。 (圖四) 現在您新的號碼已設定完成。



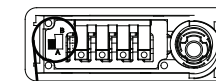
圖一



圖二



圖三



圖四

How to decode the forgot combination?

1. Insert the correct Master Key. Turn the Master Key clockwise to open the door.
2. Make sure to turn the Master Key counterclockwise back and then remove the Master Key from the lock. (Fig. F)

NOTE: Do NOT remove the key at the moment. (Fig. E)



Fig. E




Fig. F

3. Press down the Decoding Panel, keep holding it and rotate the dial till the Decoding Panel sinks or there is a "click" sound. (Fig. G) Repeat the same process for all dials, you will get the opening numbers.

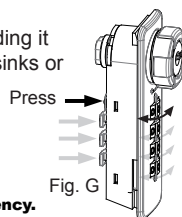


Fig. G

■ The Master Key operation may be used at any time to open a lock in an emergency.
 ■ Always keep your secret combination in a safe and accessible place for future reference.

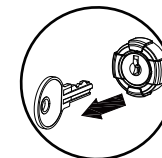
如何找到遺忘的密碼?

1. 請將管理者鑰匙插入鎖孔，順時針轉動管理者鑰匙並開啟門板。
2. 接著逆時針轉動鑰匙並抽出。 (圖六)

注意: 在此狀態下，請勿將鑰匙抽出 (圖五)

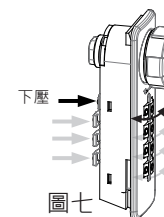


圖五



圖六

3. 持續下壓尋號片並且同時轉動相對位置的字輪，直到尋號片下沉或聽見"喀"聲。 (圖七) 每個尋號片對應的字輪皆重複上述動作後將會尋到正確的開鎖號碼。



圖七

■ 在任何緊急的情況下，可使用管理者鑰匙開鎖。
 ■ 請將密碼保存在安全且容易取得的地方，以備不時之需。